

TRACK NEW CELLS AND CHURCH PLANTS

Help new leaders keep track of God's work through them

Prayer: "Teach us and our co-workers to honour you and give reliable reports to our leaders and sponsors, as the apostles did."

1. Prepare Your Heart and Mind with God's Word.

Find in **Exodus chapter 18**, how Moses was able to lead and keep track of thousands of households.

[**Answer:** Moses appointed leaders of 1000s, 100s, 50s and tens of households. These did most of the leading and teaching, while Moses handled only hard matters.]

Find in **Matthew 9:35-10:13; Mark 6:7-12 & 30, Luke 9:1-6 & 10; and Luke 10:1-9 & 17**, how Jesus mentored and kept track of his apostles work.

[**Answer:** (1) Jesus appointed and empowered old and new workers. (2) These prayed to get more labourers. (3) Jesus planned with them their where to go, what to do, what to say. (4) Jesus listened to their reports and stories from what they had said and done.]

Find in the **Book of Acts**, the kinds of information that the apostles tracked. See Acts **2:41-42, 6:1, 12:14, 2:47, 6:7, 13.48-49, 5:14, 8:25, 9:31, 19:20, 1:8, 11:24, 16:5**. If you have time, then compare Matthew 28:29-20, 2 Corinthians 10:15-16, Romans 18:19-20 and Revelation 5:9.

[**Answers:** The apostles counted and tracked numbers of baptisms,, new disciples and churches increased or multiplied; and when social classes, cities and regions received the Word of God. This information helped them plan where to send workers.]

Find in **2 Timothy 2:1-2** who many generations of workers that Paul and Timothy tracked in their training work. Find in the **Epistle to the Colossians**, the names of places and or workers that Paul kept track of while Timothy was at Ephesus.]

[**Answers:** Paul kept track of apprentice workers to their third generation. He was able to name Timothy, Epiphra, Archippus, Nympha and others who worked at Ephesus, Collosae, Laodicea and Hieropolis.]

Find in **Acts 2:37-47** the activities of a normal, healthy church. Such activities flow from commandments that Jesus gave.

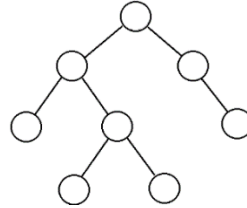
[**Answers:** This passage contains some twenty-one activities that fulfill commandments of Jesus. For examples: Repent, baptize, teach, pray and so forth.]

Identify a number of such activities that you and your co-workers agree should be introduced in cells and congregations that you will recognize as churches. List them here:

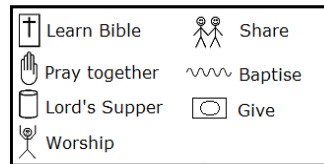
114 TRACK NEW CELLS AND CHURCH PLANTS

2. Diagram the cells and congregations that you and your co-workers have started.

Have all workers draw diagrams of generational relations between their churches and cells, along with trainers and apprentice shepherds. Have them draw circles on paper, Each circle representing a church or a cell. Connect the circles with lines, showing mother churches with their daughter and grand-daughter churches. For example:



Above each circle, write the name of the place where the church or cell meets, and write the month and year on which the church or cell began to meet. Beneath each circle, draw symbols that show the kinds of activities that a church or cell has begun to practice. Such symbols may look like these:




Inside each circle, write numbers that show how many persons are in the church or cell.

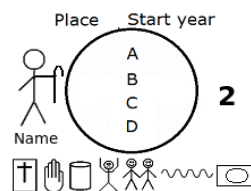
- A = Number of adult attenders
- B = Number of baptised believers
- C = Number of children and youth
- D = Number of those who have died or departed from the church or cell

Beside each circle, write how many generations from the mother church or cell: 1, 2, 3 and so forth.

If a shepherd or elder has been appointed in a church or cell, then draw a stick-man beside the circle, and write the shepherd's name near the stick-man. For example:



A complete church or cell drawing might look like this:










Afterwards, transfer all this information to a report form like this one:

114 TRACK NEW CELLS AND CHURCH PLANTS

CHURCH AND CELL REPORT FORM

Reporting shepherd's name: _____ . Telephone: _____ . Date of this report: _____ .

Zone and District: _____ .

Line	Place name	Shepherd's name	Start date	G								A	B	C	D
1															
2															
3															
4															
5															
6															
7															
8															
9															
10															
11															
12															
13															
14															
Totals															

First complete a "Church and Cell Report Map." Then transfer information from that map to this form. You may fill in several forms.

G = generation from main church. 1 = daughter, 2 = grand-daughter, and so forth.

A = Adult attenders, B = Baptised believers, C = Children & youth, D = Died or departed.

In the cells under the activity symbols, write a one (1) if a church or cell has begun to practice that activity.


TOTALS: Count the places, count the shepherd's, farthest generation, count the ones under symbols, add up A, B, C and D.

3. Plan with your co-workers to track all new cells and congregations.

Draw such diagrams for all new cells and congregations, and transfer the same information to Church and Cell Report forms. From these forms, you can analyze and report on your church-planting and disciple-making progress.

From this information, you can also plan to strengthen cells and churches, till they have begun obeying the commandments of Jesus that you teach them. You can also plan where to send new workers to start new cells and congregations.

Share your reports with other ministry leaders. This will both encourage them and help them to make similar diagrams and similar ministry plans. If your ministry have sponsors who share finances and training with you and your co-workers, then share the reports with them, too.



An actual five-generation church-planting map.

4. Plan with co-workers activities for the upcoming worship time

Choose activities that fit current needs and local customs.

Tell the story of how Paul and Timothy, while they were at Ephesus, saw new churches start in Colossae and beyond, and how the Lord raised up new leaders at each place.

Explain how that story matches Paul instruction from 2 Timothy 2:2.

Show the diagrams that you and your co-workers have drawn, and share the information that you gathered from them.

Talk with the believers about how you want to help them start new cells and congregations.

Form groups of two or three individual, and have them pray together, asking God to raise up new cells and congregations.

To introduce **communion**, read Acts 20:1-7.

Explain how Paul and his co-workers worked continually to start new churches in every unreached region and city, where they all believers enjoyed Jesus' presence in communion.

Memorize Acts 12:24, "The word of God kept on increasing and multiplying."